




A Division of Thiessen Products, Inc.

## INSTRUCTION SHEET FOR TOOL #972

### MAIN DRIVE GEAR SEAL INSTALLER

USE ON ALL 6-SPEED TWIN CAM CRUISE DRIVE TRANSMISSIONS  
2006 TO PRESENT FXD & 2007 TO PRESENT FXST'S & FL'S



Use to install the main drive gear oil seal H-D® No.12077 to the proper depth with transmission assembled.


Refer to H-D® Service Manual for specifications.

1. Slide the seal protector sleeve over the end of the main shaft. Use transmission oil to lube sleeve and I.D. of seal.
2. Install seal with spring facing transmission case.
3. Install seal driver and hand press seal into main drive gear. Light tap with a rubber mallet if desired. The driver will position seal at proper depth.

CAUTION: WEAR SAFETY GLASSES. EXCESSIVE FORCE MAY DAMAGE PARTS AND TOOLS! SEE JIMS® CATALOG FOR OVER 100 OTHER TOP QUALITY PROFESSIONAL TOOLS. THE LAST TOOLS YOU WILL EVER NEED TO BUY.

*Performance Parts For Harley-Davidson Motorcycles*

555 DAWSON DRIVE, CAMARILLO, CA 93012 PHONE 805-482-6913 • FAX 805-482-9224




A Division of Thiessen Products, Inc.

## INSTRUCTION SHEET FOR TOOL #972

### MAIN DRIVE GEAR SEAL INSTALLER

USE ON ALL 6-SPEED TWIN CAM CRUISE DRIVE TRANSMISSIONS  
2006 TO PRESENT FXD & 2007 TO PRESENT FXST'S & FL'S



Use to install the main drive gear oil seal H-D® No.12077 to the proper depth with transmission assembled.

Refer to H-D® Service Manual for specifications.

1. Slide the seal protector sleeve over the end of the main shaft. Use transmission oil to lube sleeve and I.D. of seal.
2. Install seal with spring facing transmission case.
3. Install seal driver and hand press seal into main drive gear. Light tap with a rubber mallet if desired. The driver will position seal at proper depth.

CAUTION: WEAR SAFETY GLASSES. EXCESSIVE FORCE MAY DAMAGE PARTS AND TOOLS! SEE JIMS® CATALOG FOR OVER 100 OTHER TOP QUALITY PROFESSIONAL TOOLS. THE LAST TOOLS YOU WILL EVER NEED TO BUY.

*Performance Parts For Harley-Davidson Motorcycles*

555 DAWSON DRIVE, CAMARILLO, CA 93012 PHONE 805-482-6913 • FAX 805-482-9224